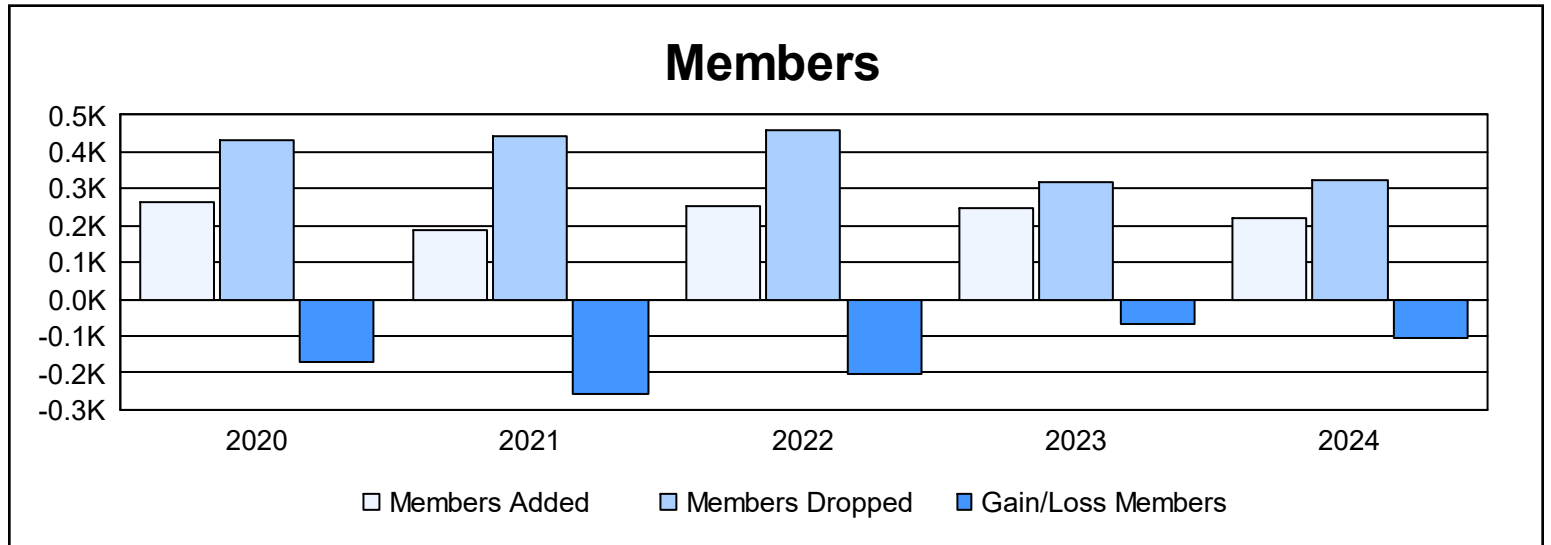
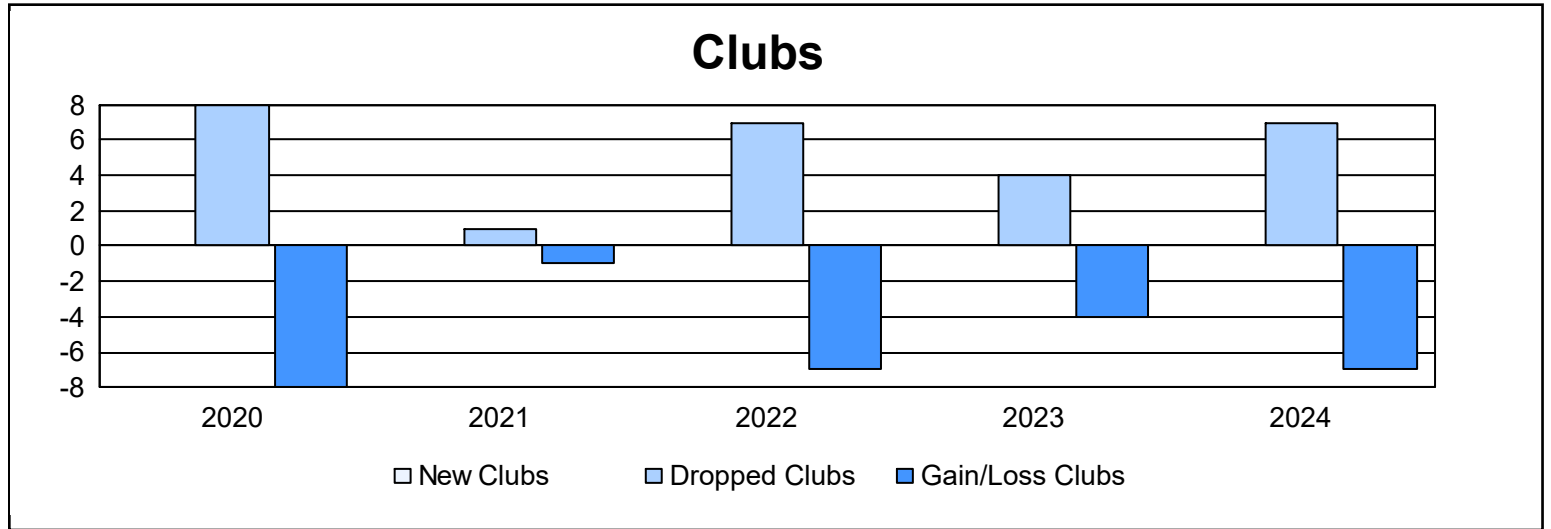


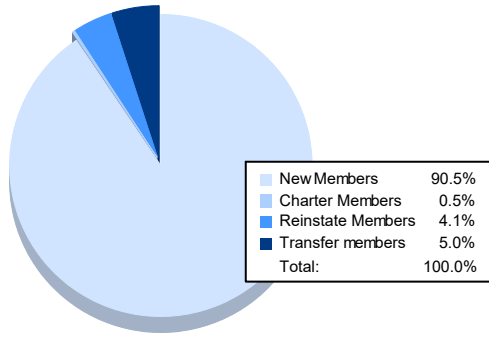
**Multiple District 7**

As of June 2024 Cumulative

Year	New Clubs	Dropped Clubs	Gain/ Loss Clubs	New Members	Charter Members	Reinstate Members	Transfer Members	Total Member Added	Total Members Dropped	Gain/ Loss Members
2019-2020	0	8	-8	208	34	9	11	262	434	-172
2020-2021	0	1	-1	129	5	42	12	188	443	-255
2021-2022	0	7	-7	226	2	14	13	255	458	-203
2022-2023	0	4	-4	224	2	15	9	250	316	-66
2023-2024	0	7	-7	199	1	9	11	220	324	-104
<b>Average</b>	<b>0</b>	<b>5</b>	<b>-5</b>	<b>197</b>	<b>9</b>	<b>18</b>	<b>11</b>	<b>235</b>	<b>395</b>	<b>-160</b>



### Membership Composition June 2024 Cumulative



### Gender Composition June 2024 Cumulative

